



# NGĀ MAHI A TE WHARE PORA

## UNIT STANDARD 30061 (version 2)

Present own taonga Māori for display at exhibition

(Level 2, Credits 2)

# ĀKONGA BOOKLET

Name/ Ingoa	
Provider/ School/ Kura	
Assessor/ Kaiako	
NSN Number	

Tēnā koe

This is your assessment booklet for Ngā Mahi a Te Whare Pora unit standard **30061: Present own taonga Māori for display at exhibition.**

## Assessment criteria

### Paetae/Achievement

Demonstrate skills to prepare own taonga Māori for display at exhibition and exhibit.

There are two (2) assessment tasks for this unit standard that you must complete independently.

- taonga Māori will be completed before starting this standard
- your kaiako will discuss the length of time you have, to complete this assessment and according to exhibition deadlines
- taonga Māori must be exhibited either nationally, regionally or locally.

## Achievement Criteria

### For Paetae/Achieved

Demonstrate skills to create tīpare will be evidenced through:

- biography written for an exhibition;
- artwork specifications for taonga Māori are provided;
- taonga Māori are prepared to display at exhibition;
- taonga Māori are exhibited.

## Authenticity

As per NZQA requirements, all work submitted for assessment must be produced by you.

You may work with and learn from others to gather information from a variety of sources. However, your kaiako/assessor must be clear that the work to be assessed has been processed and produced by you.

To help manage authenticity of your work, you will need to use your own words (and provide references).

It is also handy to keep a list of kupu hou used by the kaiako each day.

If you have any pātai, or are unsure about anything, talk to your kaiako/assessor.

For further information, please refer to the following link:

<http://www.nzqa.govt.nz/providers-partners/assessment-and-moderation/assessment-of-standards/generic-resources/authenticity/>.

**ĀKONGA ASSESSMENT & TASK SHEETS**

Name	NSN #
------	-------

**Outcome 1 Provide information for the exhibition**

LEVEL 2

**Assessment Task 1**

**Provide information for the exhibition**

If you choose to complete this ākonga booklet for assessment purposes, please add more pages as required.

EXHIBITION TITLE	
EXHIBITION DATES	
EXHIBITION VENUE DETAILS	
WHERE IS THE ARTWORK BEING DELIVERED TO?	
WHERE IS THE ARTWORK BEING RETURNED TO?	
RETURN ADDRESS AFTER EXHIBITION	
ANY OTHER COMMENTS	

**Provide digital images of yourself and the completed artwork, to be used for promotional purposes.**

All digital images or links must be high resolution and must be emailed to your kaiako/assessor.

## Assessment Task 2

### Complete a biography and specifications for your completed taonga Māori

Please consider typing your biography and artwork specifications, to ensure the information you provide is clear.

L  
E  
V  
E  
L  
  
2

STUDENT NAME:					
IWI/HAPŪ					
SCHOOL/KURA					
YEAR					
TITLE OF ARTWORK					
MATERIALS USED					
DIMENSIONS (MM)	LENGTH		WIDTH		HEIGHT
WEIGHT (if applicable)					
BIOGRAPHICAL STATEMENT  <i>Explanation or description of your taonga Māori</i>					
ANY HANDLING INSTRUCTIONS FOR INSTALLATION TEAM:					
IF THIS ARTWORK WAS ASSESSED, PLEASE LIST THE STANDARD NUMBER::					
I HAVE INCLUDED THE FOLLOWING AS SEPARATE ATTACHMENTS:					
HIGH RESOLUTION IMAGE OF ARTWORK		<input type="checkbox"/>	HIGH RESOLUTION IMAGE OF STUDENT		<input type="checkbox"/>

**Outcome 2 Provide information for the exhibition**

**Assessment Task 3**

**Provide evidence of preparing taonga Māori for exhibition and exhibiting taonga Māori.**

All digital images or links must be high resolution and must be emailed to your kaiako/assessor.

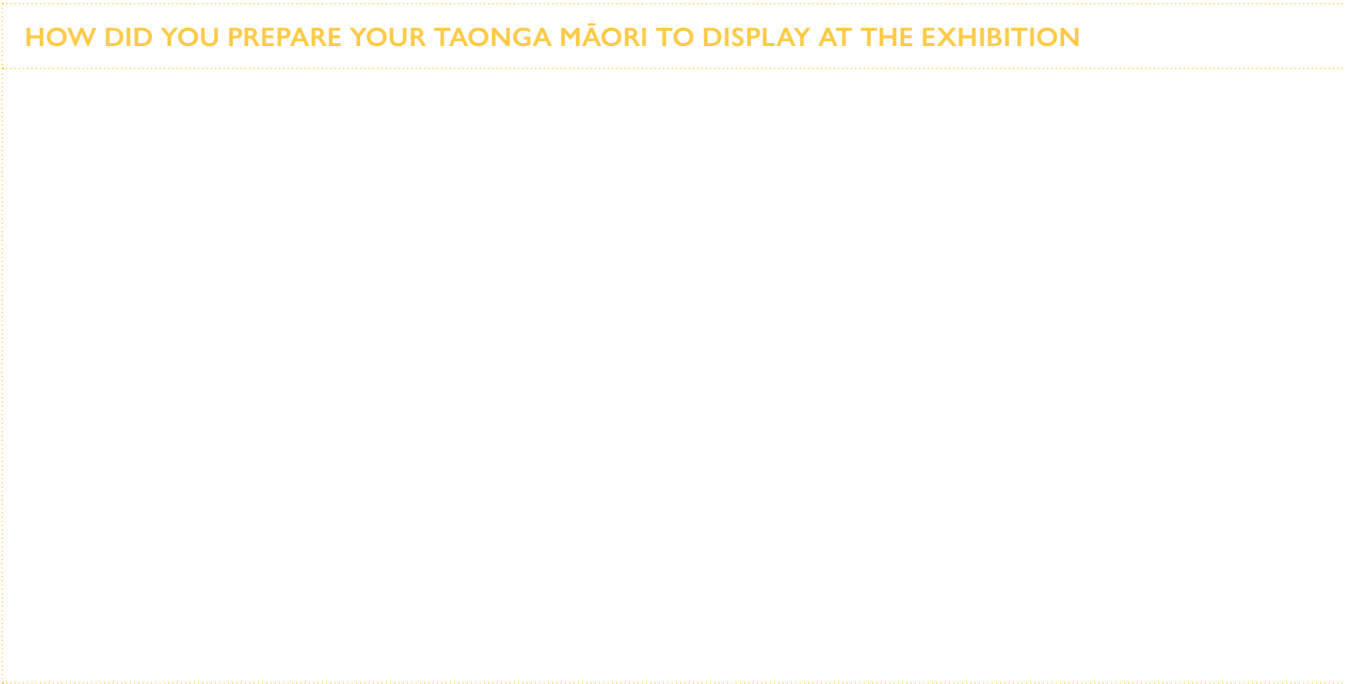
Where applicable, preparing taonga Māori could include materials used to package taonga, including hooks to send with taonga, consideration of taonga being framed or mounted, display instructions, label, return address details, contact telephone number, email address.

L  
E  
V  
E  
L  
  
2

**Preparing taonga Māori to display at exhibition**





**HOW DID YOU PREPARE YOUR TAONGA MĀORI TO DISPLAY AT THE EXHIBITION**



## Exhibiting taonga Māori at exhibition

L  
E  
V  
E  
L  
  
2



## Ngā kupu hou - New words associated with this standard and their translation

## Reference/s

## Notes: