







PLAY












Jump
Bounce




stitching
tassels
topstitching






screenprinted
embroided tree
embroided flower with bead in middle
topstitching
sheer
appliqué
deconstructed fraying
FRONT
BACK

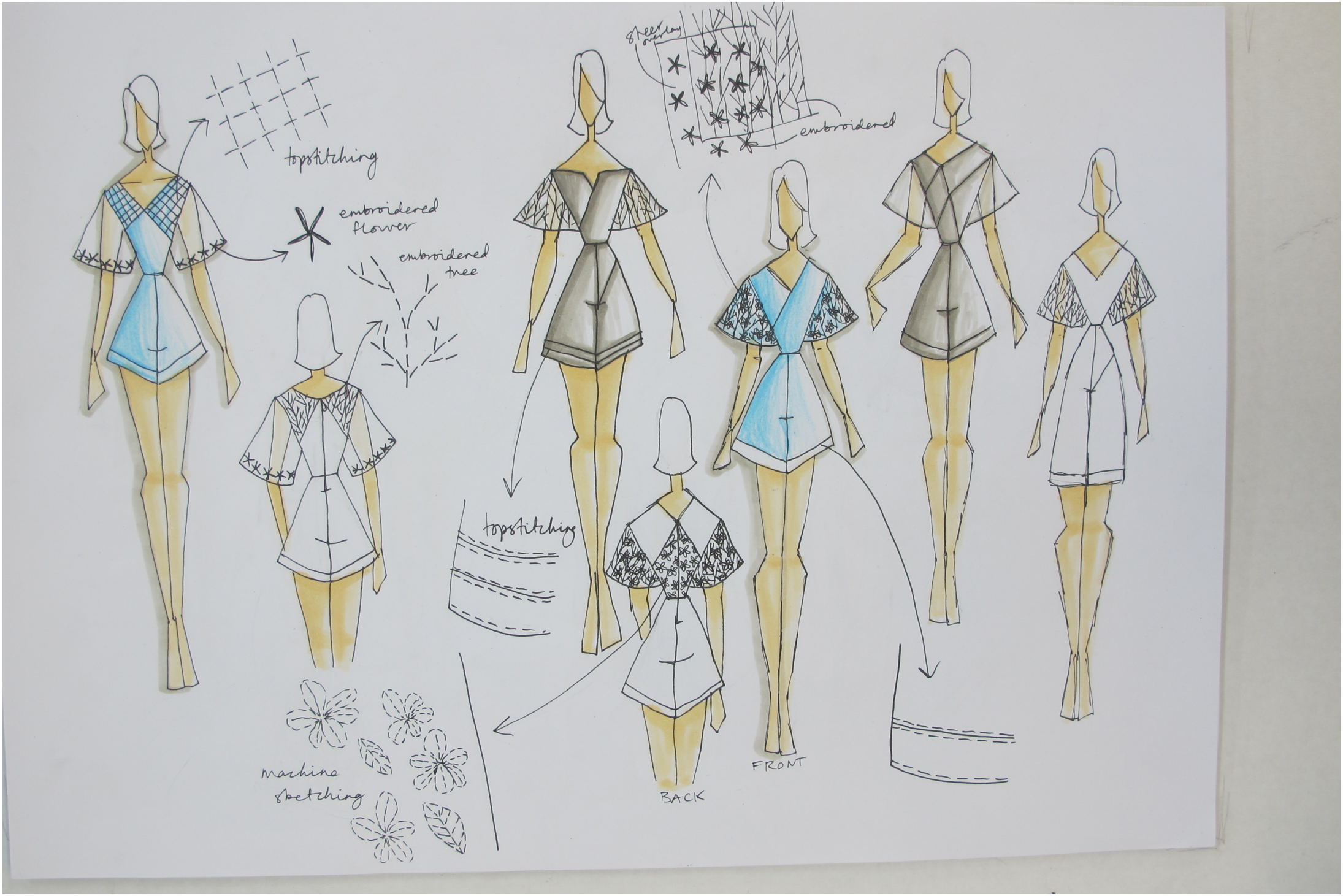
topstitching
embroidered flower
embroidered tree
embroidered
topstitching
machine sketching
BACK
FRONT




pintuck pleats
hand embroidery
wire cage, held up with jump rings attached to metal bars, wire pieces wrapped around one another


panel line
sheer
embroided flower
embroided tree
machine sketch
centerback concealed zip
Bodice Front 2
Bodice Front 1
Sleeve
Bodice back 1
Bodice back 2
shorts back 1
shorts front 1
shorts front 2
shorts back 2

SCALE/ ACTUAL SIZE





actual scale of flower embroidery



actual scale/size of machine sketching ~~embroidery~~



actual scale of tree embroidery







fabric I will use


flip it
play


FRONT
BACK
embroidery


sheer embroidered sleeve
topstitching
sheer sleeves
a more realistic version
dart
embroidery


embroidery
appliqué
topstitching
concealed zip
dart (to create good fit)
petal
bodice front
bodice back
arm band 1
arm band 2
arm band 3
skirt 1
skirt 2

Merit
PRODUCT : Fashion

16 pages in total

AS 91627 (3.30): Initiate design ideas through exploration (4 credits)

Achievement	Achievement with Merit	Achievement with Excellence	Overall level of attainment for 91627
Initiate design ideas through exploration.	Initiate design ideas through insightful exploration.	Initiate design ideas through extensive exploration.	M
• Use starting experiences and visual communication strategies to **explore alternatives** and **variations** to **expand design thinking.** • Ideas are **re-generated** from alternatives and variations which **lead towards** design ideas.	• Use visual communication strategies to show **considered** alternatives and variations for the purpose of **analysing and re-interpreting** ideas. • Ideas identify an **emerging train of thought** that **informs** design ideas.	• Use visual communication strategies to show **divergent and perceptive** alternatives and variations. • Train of thought ideas **extend and transform** design ideas.	

Pages 1- 3 has a starting experience of exploring movement and form around exercise and playing. This leads to drawing shapes and lines that transition into silhouettes of garments and design lines in organic non predetermined detail.

Pages 4-7 extend earlier exploration and shows regeneration of forms for garments that lead towards design ideas showing some integration of applied design techniques, and structural shapes of garment components.

Pages 8- 12 detail a more considered and focused analysis and re-intrepreting of two regenerated design ideas,. These include exploration of placement of embroidery decoration elements within the garments. Consistent train of thought is emerging and has informed ideas evolving around more processed and clarified garment designs. The embroidery decoration is used as a surface treatment at this stage and has not evolved.

pages 13 - 16 have a second level of re-intrepretation with the embroidery design petals and flowers being explored and considered as structure rather than surface decoration. The flower petal elements of form are taken into garment silhouettes, layers and panel lines. This shows some simple abstraction. There is a continued train of thought emerging on these pages.

Effective freehand fashion illustration and rendering skills to distinguish different materials are apparent to communicate ideas in a easy straightforward and understandable manner.